

Datasheet


SX7SRV

TRUE SINE WAVE SURFACE MOUNT VCXO

FEATURES

- Standard miniature package
- High purity and low total harmonic distortion
- Wide pulling range
- Applications: Audio modulation

7.0 x 5.0 x 1.8 mm



Item	Specification	
Frequency Range	10.0 MHz ~ 30.0 MHz	
Output Logic	True Sine Wave	
Overall Frequency Stability *	± 20 ppm ~ ± 100 ppm (see options)	
Operating Temperature Range	0 ~ +70°C commercial application (see options) -40 ~ +85°C industrial application (see options)	
Supply Voltage Vdd	+3.3 V ±5%	+5.0 V ±5%
Control Voltage Center	+1.65 V	+2.5V
Control Voltage Range	0.3V to 3.0V	0.5V to 4.5V
Supply Current Idd	1.1 mA	1.2 mA
Output Level	1.0 V p-p typical	
Output Load	10 kOhm // 10 pF	
Harmonics	<-25 dBc (frequency dependent)	
Sub-Harmonics	None	
Tri-state Function	No Tri-state option	
Start-up Time	2 ms typ.	
Frequency Pulling Range	standard ±50 ppm min. ; ±100 ppm min. ; ±150 ppm min. (see options)	
Linearity	6% typical; 10% max.	
Slope Polarity	Positive (Increasing control voltage always increases output frequency)	
Modulation Bandwidth	25 kHz min (-3 dB)	
Input Impedance	0.5 MΩ min.	
Packing Unit	1000 pcs / reel	
Soldering Condition	260°C, 10 sec x2 max	

Customer specifications on request

(*) Includes initial tolerance @+25°C, stability over operating temperature, stability vs. load change, stability vs. supply change and one year aging

OPTIONS & ORDERING INFORMATION

SX7SRV

Supply Voltage	Operating Temp. *	Overall Stability *	Tri-state Function	Package type	Pulling *	Frequency in MHz
33 = +3.3 V	E = 0° / +70°C	20 = ±20 ppm	F = No Tri-state	6P = 6-pad version	50 = ±50 ppm min.	Please specify the frequency in MHz
50 = +5.0V	F = -20° / +70°C	25 = ±25 ppm			100 = ±100 ppm min.	
	K = -40° / +85°C	30 = ±30 ppm			150 = ±150 ppm min.	
		50 = ±50 ppm				
		100 = ±100 ppm				

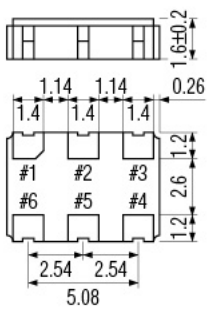
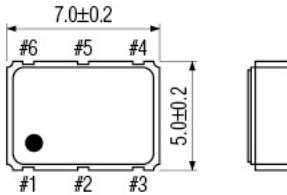
(*) Note : Not all combinations are possible, please consult us.

Datasheet

SX7SRV

TRUE SINE WAVE SURFACE MOUNT VCXO

OUTLINE DIMENSIONS



Pin Connections	#1 : Control Voltage	#2 : NC	#3: GND
	#4 : Output	#5 : NC	#6: Vdd