

Data sheet
FBN2525H
OCXO WITH LOW PHASE NOISE

FEATURES

- High Frequency Stability
- Wide Temperature Range
- Fast Warming-up
- Ultra Low Phase Noise

Applications

- Base Stations
- Instrumentations
- Synthesizer
- Medical Electronics
- Others



Parameter	min.	typ.	max.	Unit	Condition
Frequency Range	60 to 120			MHz	
Nominal frequency	100.000			MHz	
Frequency stability					
Initial Frequency Tolerance		± 100		ppb	At shipment, nominal EFC
Warm-Up Time	-	-	5	Min	At +25°C, with accuracy of ±100ppb
Frequency Stability Vs. Temperature	±50, ±100			ppb	-20°C ~ +70°C
	±50, ±100			ppb	-40°C ~ +70°C
Supply Sensitivity		±10		ppb	Vcc± 5%
Load Sensitivity		±10			Load±5%
Aging per Day		±5			After 30 days of operation
Aging per Year		±500			After 30 days of operation
SSB Phase Noise @100MHz	-	-	-100	dBc/Hz	Offset 10Hz @ +25°C
	-	-	-130		Offset 100Hz @ +25°C
	-165	-	-155		Offset 1kHz @ +25°C
	-	-	-170		Offset 10kHz @ +25°C
	-	-	-170		Offset 100kHz @ +25°C
RF output					
Sine Wave	Output Level	10	-	-	dBm
	Harmonics	-	-	-30	dBc
	Spurious	-	-	-70	dBc
	Load	-	50	-	Ω
Electronic Frequency Control					
Control Voltage Range	0~5			Vdc	
Frequency Turning Range	±300	±400	±500	ppb	
Turning Slope	Positive				
Power Supply					
Supply Voltage	-	12	-	Vdc	±5%
Power Consumption	-	-	3.5	W	During Warming-up
	-	-	1	W	Steady at +25°C & still air

Data sheet

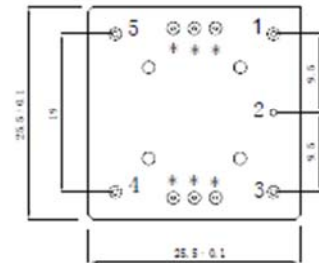
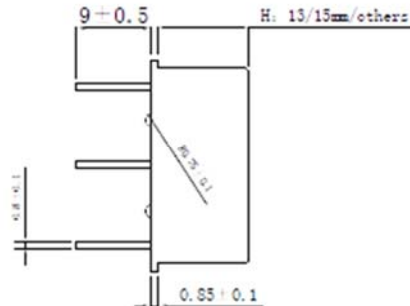
FBN2525H

OCXO WITH LOW PHASE NOISE

Outline Dimension & Pin Connections

Pin Connections		
Pin1	Fout	Output
Pin2	GND	Ground, Case
Pin3	Vcon	Control Voltage
Pin4	N/A	N/A
Pin5	Vdd	Power Supply

Note: The pin with '+' are for factory test.



Environmental Conditions

Operating Temperature Range	-20°C ~ +70°C
	-40°C ~ +70°C

Maximum Ratings

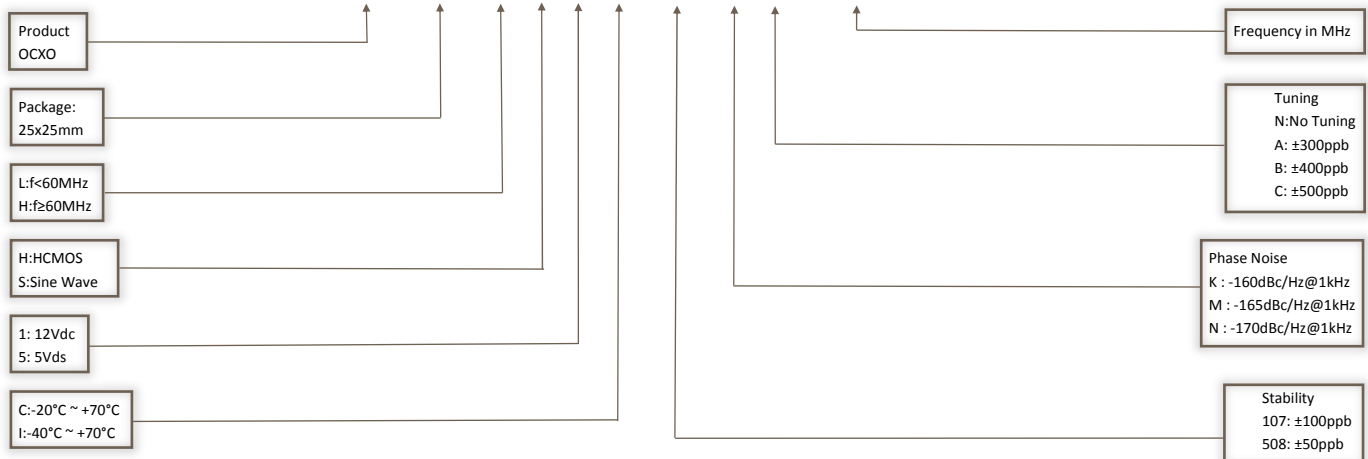
Parameter	Symbol	Rating
Storage Temperature Range	Ts	-55°C ~ +125°C
Supply Voltage	Vdd	-0.3V/15V
Control Voltage	Vcon	0V/5V
ESD, HBM/CDM/MM		2kV / 1kV / 200V

Reliability

Parameter	Condition
Temperature Stress Test	IEC60068, GJB360B
Mechanical Stress Test	IEC60068, GJB360B
EMC Test (ESD)	IEC61000, JESD22
Solderability	EIA/JESD22-B102-C
RoHS	RoHS Directive 2011/65/EU Annex II Recasting 2002/95/EC

Ordering Guide

FBN 2525 H S X X XXX X X XXX.XX



Example: FBN2525HS1C107KN102.3